



District Report Card: 2017


State: Meghalaya	District: East Garo Hills
Class: 3	Subject: Mathematics
Schools: 59	Students: 671


Participation/Coverage


Students

<div>GENDER</div> <div></div>	Boys		Girls	
	Number	%	Number	%
	336	50.07	335	49.93

<div>AREA</div> <div></div>	Rural		Urban	
	Number	%	Number	%
	477	71.09	194	28.91

<div>CATEGORY</div> <div></div>	SC		ST		OBC		GEN	
	Number	%	Number	%	Number	%	Number	%
	9	1.34	634	94.49	5	0.75	23	3.43

<div>CWSN</div> <div></div>	LD	VI	HI	S&LD	ID	Oth
	0	0	0	0	2	6

<div>Management</div> <div></div>	Government		Government-aided	
	Number	%	Number	%
	350	52.16	321	47.84

Average Performance of Students in Mathematics (%)

Overall	Gender		Area		Management		Social Group			
	Male	Female	Rural	Urban	Govt.	Aided	SC	ST	OBC	GEN
44.64	45.62	43.66	46.53	40.00	47.96	41.02	51.11	44.20	36.00	56.23

Performance on Learning Outcomes (LOs)

Learning Outcomes	Description	Average Performance(%)
M301	Reads and writes numbers up to 999 using place value	45.03
M302	Compares numbers up to 999 based on their place values	61.70
M303	Solves simple daily life problems using addition and subtraction of three digit numbers with and without regrouping	39.43
M304	Constructs and uses the multiplication facts (up till 10) in daily life situations	44.71
M305	Analyses and applies an appropriate number operation in the situation/ context	27.12
M306	Explains the meaning of division facts by equal grouping/sharing and finds it by repeated subtraction	38.00
M309	Identifies and makes 2D-shapes by paper folding, paper cutting on the dot grid, using straight lines etc.	66.20
M311	Fills a given region leaving no gaps using a tile of a given shape	26.02
M312	Estimates and measures length and distance using standard units like centimeters or meters & identifies relationships	20.36
M317	Reads the time correctly to the hour using a clock/watch	61.55
M318	Extends patterns in simple shapes and numbers	31.98
M319	Records data using tally marks, represents pictorially and draws conclusions	61.70

Range of Performance of Students who Answered Correctly							
Below 30%		30% - 50%		50% - 75%		Above 75%	
Number	%	Number	%	Number	%	Number	%
159	23.70	252	37.56	230	34.28	30	4.47

Lowest Performing Learning Outcomes (LOs)

- 1 - Estimates and measures length and distance using standard units like centimeters or meters & identifies relationships (20.36)
- 2 - Fills a given region leaving no gaps using a tile of a given shape (26.02)
- 3 - Analyses and applies an appropriate number operation in the situation/ context (27.12)
- 4 - Extends patterns in simple shapes and numbers (31.98)
- 5 - Explains the meaning of division facts by equal grouping/sharing and finds it by repeated subtraction (38.00)